



# **Alameda County**

## **FY 2013-14**

# **Human Impacts Update**

April 9, 2013

Seth Kaplan

Human Impacts Analyst





# End of the Great Recession

---



What does it mean to people relying on safety net services?



# Difference in State Budget 2007-08 to 2013-14

- 
- |                              |                 |
|------------------------------|-----------------|
| □ Overall State Budget       | ↓ \$5.4 billion |
| □ Healthy Families/Medi-Cal  | ↓ \$3.7 billion |
| □ SSI/SSP                    | ↓ \$4.6 billion |
| □ Mental Health Services     | ↓ \$1 billion   |
| □ HHS General Fund           | ↓ \$700 million |
| □ Developmental Disabilities | ↓ \$997 million |
| □ Senior Services            | ↓ \$191 million |
| □ Senior Nutrition Services  | ↓ \$533,000     |
| □ K-12 Per Student           | ↓ \$834         |



# And Human Impacts Reflect Budget

## Statewide Numbers

Measurement	Pre-Recession	Current
Poverty	12.2%	16.9%
Childhood Poverty	18.1%	24.3%
Subsidized Childcare Slots	461,403	345,700
Jobs	15,212,200	14,398,800
Unemployment Rate	5.4%	10.6%
Long Term Unemployment	82,600	657,000




# Impacts in Alameda County

---



Subsidized Child Care

Unemployment  
& Poverty



Health & Nutrition



# Poverty in California

---

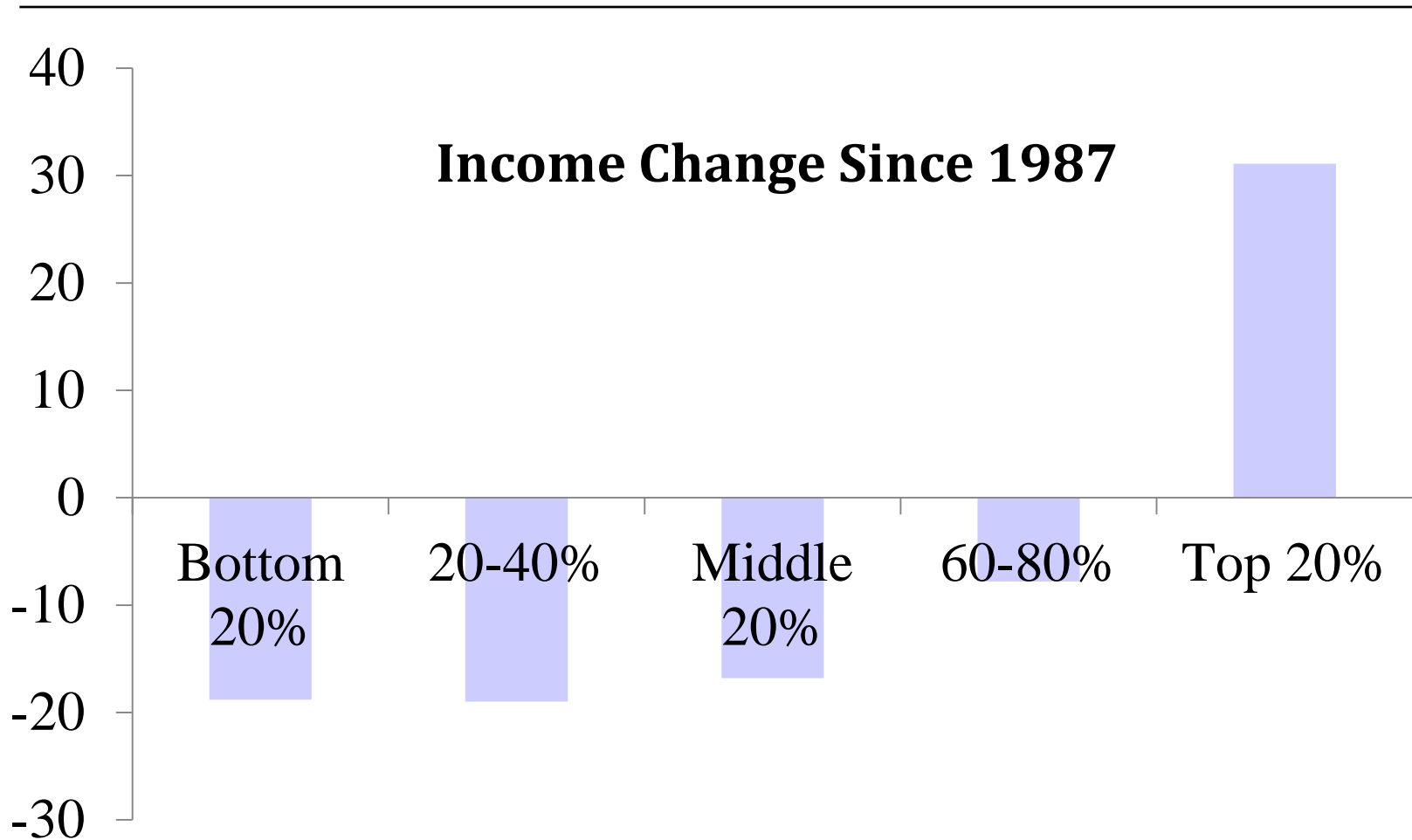
6.4 million people living in poverty is the highest amount in history



That total is **4 times** the number of people living in Alameda County



# Meanwhile Income Inequality in the State Grows





# Highlight on Female-Led Families

---

- ❑ Single mothers, regardless of race, experience higher levels of poverty than other adults
- ❑ In 2010, the percentage of single mothers working dropped to its lowest level since 1996
- ❑ State funding for childcare at 15-year low, when adjusted for inflation
- ❑ Twice as many women as men have left community college





# Programs Designed To Help Female-Led Families Have Been Cut Hard

## Focus on CalWORKs


---

- ❑ CalWORKs grants cut by 12% since 2007-08
- ❑ Maximum annual grant in Alameda County for a family of three is \$7,656
- ❑ The actual maximum grant for a family of 3 was higher in 1989 (\$694) than today (\$638)
- ❑ The maximum eligibility rate is *below* the Federal Poverty Level for the first time



# Potential Impact of Federal Sequestration Causing Concern

---



While budget cuts have been estimated, actual impacts on county residents will be better understood over time



# Looking Forward: Human Impact Budget Hearing

---

**Wednesday, May 1 at 6:30 pm in BOS Chambers**

Come...

- Learn more impacts on Alameda County residents
- Discover programs that are making a difference in Alameda County
- Speak and hear about personal impacts from program cuts
- Discuss next steps to make a difference in people's lives



# Tell Us Your Story

---

Seth Kaplan  
Human Impact Project  
[Seth.Kaplan@acgov.org](mailto:Seth.Kaplan@acgov.org)  
(510) 272-3880